

PAPER RANCH®


"The Source For Heat Transfer, Cutting, Sublimation and Engraving."




Specialty Materials™

E-Z Weed

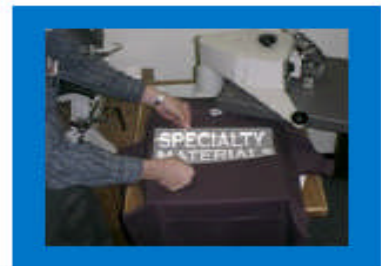
Application instructions




Create plotter file
in mirror image



Cut mirror image on
plotter and weed design




Position weeded
design on shirt



Place Teflon sheet or
silicone release sheet
over design



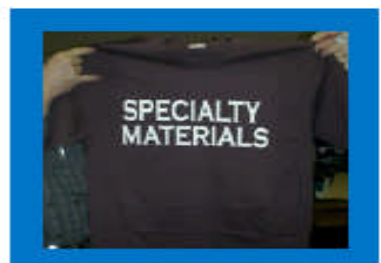
firm pressure
345° to 350° F
for 20 seconds



Rub design
with pad or eraser
while still hot



Remove backing
after cooling



Completed shirt

The computer cut
textile decoration & sports lettering solution.

The Paper Ranch Inc.
Tel: 405-639-2013



4000 N. Stiles Ave
www.thepaperranch.com



Oklahoma City, OK 73105
Fax: 405-639-2018